

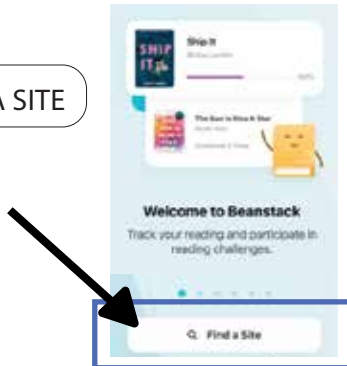
HOW DOES BEANSTACK WORK THROUGH THE APP?

1. Download the Beanstack Tracker App. from the App Store.  Open the APP once downloaded.

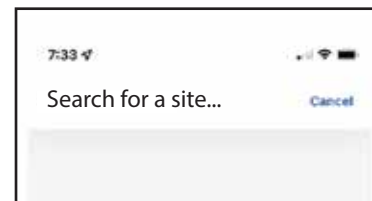
2. Select At my LIBRARY, school or bookstore.
 - This will take you to an introduction page that scrolls through all the ways you can use Beanstack during our programs.



3. Select  FIND A SITE



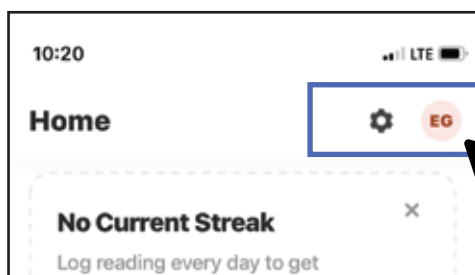
4. ENTER in the Search Bar BATESVILLE MEMORIAL PUBLIC LIBRARY
 - Select **Batesville Memorial Public Library** from the search results.





5. Click SIGN IN with Username and Password if you already have a Beanstack Account you created on the Web OR Click SIGN UP! to create a new account. Fill out all the fields for a reader profile. You can also add children under your main account.



6. This challenge is ONLY for 18+ but you can still enter in your entire family when setting up your account for the first time. Everyone can participate in our Winter and Summer Reading Challenges that happen yearly.

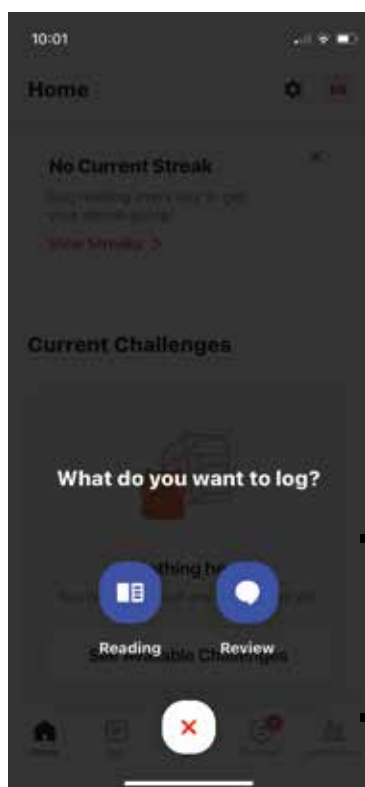
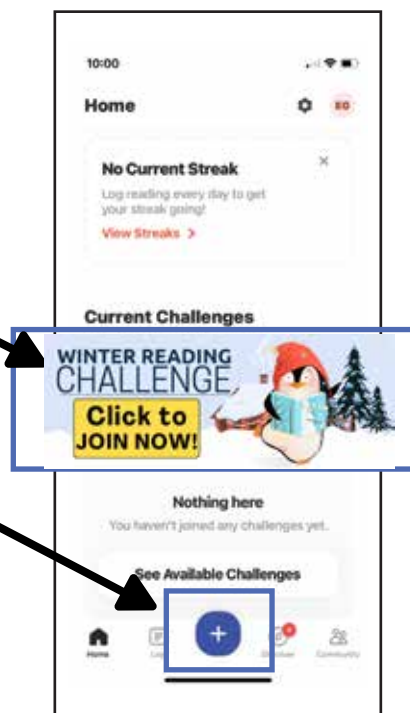


-  Setting icon - add reader & account settings
-  Swap between readers on your account

7. Click on the BMPL Winter Reading Challenge graphic to join the challenge. You will have to switch to every person on your account and click the graphic to join each one to the challenge.

1. Click on the graphic to join the challenge for each person on your account.
2. Click the blue + to ADD your reading minutes. You will have to swap between readers to enter in each persons minutes read.

You can find how to swap readers back at number 6 instructions.



1. Select Reading.

You can enter the Book Title if you wish (not required) OR log with no title.

Then enter minutes read and select done.

If you forget to log a day. Select CHANGE, select the date, and enter your minutes read for the day you missed.

- 2.

- 3.

