


## WHO CAN SIGN UP FOR THE READING CHALLENGE PROGRAM?

The BMPL Reading Challenge Program is open to ALL AGES.  
You DO NOT have to have a library card to participate or attend programs.

Visit [www.ebatesville.com](http://www.ebatesville.com) for General INFORMATION, CREATING an ACCOUNT on Beanstack and How the READING LEVELS work.

You can also download the BEANSTACK TRACKER APP through the App Store and complete SIGN UP on your mobile device or browser.

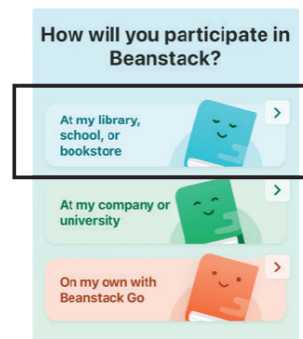


## HOW DOES BEANSTACK WORK THROUGH THE APP?

- Download the Beanstack Tracker App.  Open the APP once downloaded.

- Select PARTICIPATE AT MY LIBRARY, school or bookstore.

- This will take you to an introduction page that scrolls through all the ways you can use Beanstack during our programs.

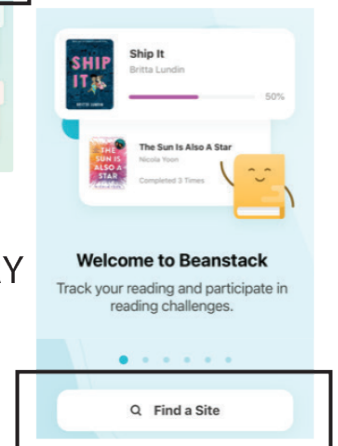


- Select  FIND A SITE

- ENTER in the Search Bar BATESVILLE MEMORIALPUBLIC LIBRARY  
Select Batesville Memorial Public Library from the search results.

- SIGN IN if you have an existing account OR choose Don't have an account? SIGN UP!

- Enter ALL participant names into the reading program if you are creating your account for the first time. You can enter multiple family members into one main account login and toggle between names to log books or minutes read depending upon age level.

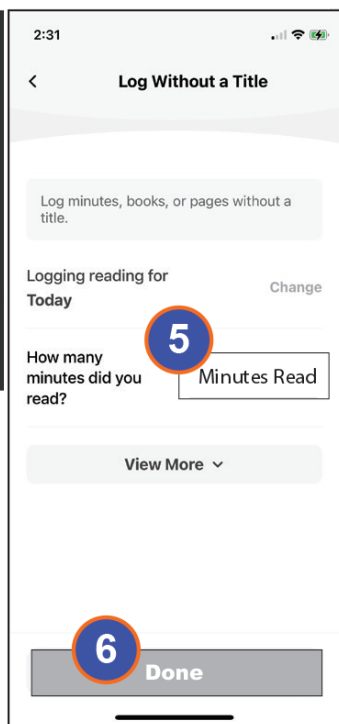
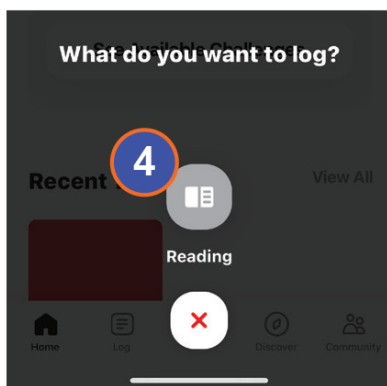


## HOW TO LOG YOUR BOOKS/MINUTES READ ON THE APP

**1** ACCOUNT SETTINGS (gear icon) & READERS (initial circle) toggle between readers to log minutes/books

**2** Click on the graphic to join the current reading challenge.

**3** Click the + icon to log reading minutes.



**4** Click the icon to log reading minutes.

**5** Log reading minutes in the box.

**6** Select Done.

