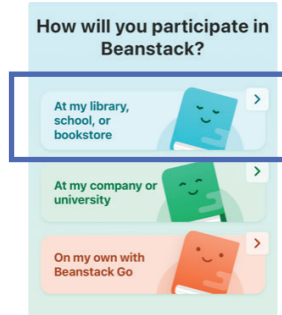


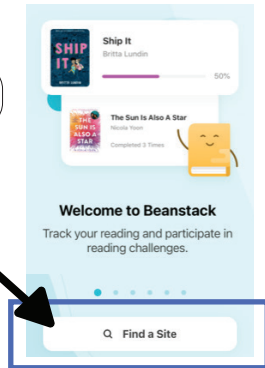
## HOW DOES BEANSTACK WORK THROUGH THE APP?

1. Download the Beanstack Tracker App. from the App Store.  Open the APP once downloaded.

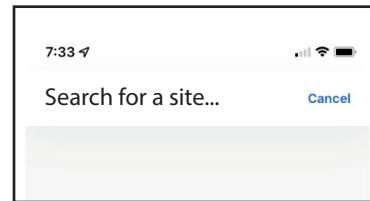
2. Select At my LIBRARY, school or bookstore.  
 ◦ This will take you to an introduction page that scrolls through all the ways you can use Beanstack during our programs.



3. Select  FIND A SITE



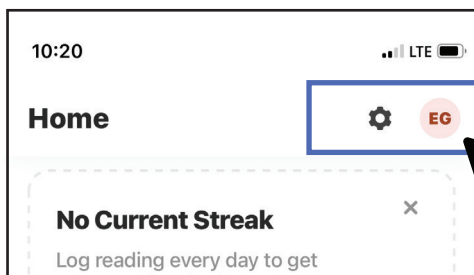
4. ENTER in the Search Bar BATESVILLE MEMORIAL PUBLIC LIBRARY  
 ◦ Select **Batesville Memorial Public Library** from the search results.





5. Click SIGN IN with Username and Password if you already have a Beanstack Account you created on the Web OR Click SIGN UP! to create a new account. Fill out all the fields for a reader profile. You can also add children under your main account.



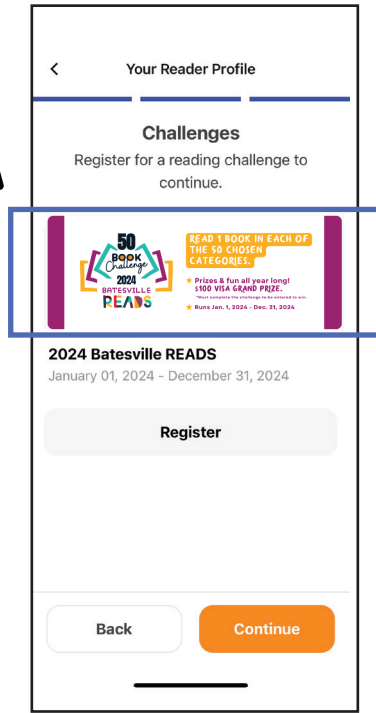
6. This challenge is ONLY for 18+ but you can still enter in your entire family when setting up your account for the first time. Everyone can participate in our Winter and Summer Reading Challenges that happen yearly.



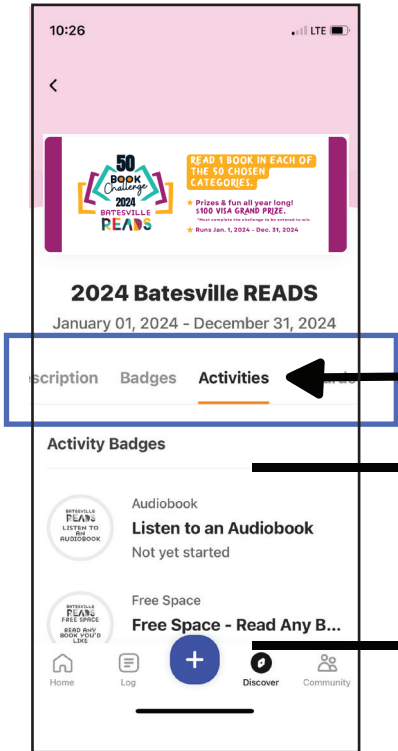
-  Setting icon - add reader & account settings
-  Swap between readers on your account

7. Click on the Batesville Reads graphic and Register.

\*After closing the App you will have to click the Batesville Reads Graphic every time you need to log a category to track it.



8. Scroll Over to Activities and click. The list of the 50 categories will be listed under there.



1. Click on Activities to get the list of categories you need to complete for the challenge.

2. To TRACK your reading... Simply click on the category...fill out the title of the book and hit SAVE. The badge will turn green with a check mark for COMPLETE.

